

Learn to Ski & Ride Program Coordinator Guide



PATS PEAK SKI AREA

PO Box 2448, Route 114

Henniker, NH 03242

Phone 1-888-PATS PEAK or 603-428-3245 ext.120

IMPORTANT INFORMATION

Important Dates

Coordinators Open House Meeting 6:00-7:00pm	Thursday	December 4, 2025
Session 1 (5-week series)		
Classes start on your scheduled day week of	Monday	January 5, 2026
Program tags ready for pick up for 1 st session students	Monday-Wednesday	December 8-10, 2025
Price increase applied for all registrations	Saturday	November 15, 2025
No classes (Civil Rights Day)	Monday	January 19, 2026
Make up class for Civil Rights Day	Monday	February 09, 2026
Session 2 (5-week series)		
Classes start on your scheduled day week of	Thursday	February 19, 2026
Program tags ready for pick up	Thursday & Friday	January 29-30, 2026
Price increase applied for all registrations	Monday	December 15, 2025

Programs & Perks

(Must be 6 yrs. old by 1/1/26 no exceptions, grades 1-12) **Helmets included with rental**

Program	Monday-Thursday		Friday	
	Early pricing	Regular pricing	Early pricing	Regular pricing
Lift Only (Level 5+)	\$180.00	\$210.00	\$205.00	\$235.00
Lift Only/Rental (Level 5+)	\$270.00	\$300.00	\$295.00	\$325.00
Lift/Lesson	\$280.00	\$310.00	\$305.00	\$335.00
Lift/Lesson/Rental	\$370.00	\$400.00	\$395.00	\$425.00
Season Pass Holder Lesson	\$130.00	\$160.00	\$155.00	\$185.00
Practice Makes Perfect season pass/lesson	\$499.00	\$529.00	\$524.00	\$554.00

Rental Items

Seasonal Equipment Rental (includes \$50 deposit) \$239.00

Peak Perks

Parent Frequent User Card good for 5 Adult/All Mtn, 8-hr weekday tickets \$215.00

Parent Ticket available day of program \$ 46.00

Café Card (valued at \$50.00) \$ 40.00

Smith Helmet Purchase (black only) \$ 65.00

Scott Goggle Purchase \$ 35.00

Hot fingers Mittens Purchase (black only) \$ 25.00

IMPORTANT INFORMATION

Program Information Form

FIELD NAME	DESCRIPTION
Program Name	This name will appear on your home page when family's login. It will also appear on all students' program tags.
Session 1 or 2	Session one begins on your scheduled day January 5, 2026, and Session two begins on your scheduled day February 19, 2026. Both sessions run for 5-weeks.
Program Day and Lesson Time	We offer many different program days and lesson times to accommodate your group's schedule. To allow for an effective lesson and enjoyable experience for the students, we limit the number of programs per day and time. Please contact the Snowsports Office Manager or Snowsports Director to set up a day and time, make changes to an existing schedule, or reconfirm the previous year's schedule.
Free Ski Time	This is the time you allot to your participants free ski/ride time before or after their lessons. Students can ski/ride using their program tag on their program day from open to close, or until stated by your own program departure requirements. Coordinators and chaperones are responsible for students from the time your program arrives until close.
Approximate arrival and departure time	These times allow the entire team at Pats Peak (parking lot, rentals, and Snowsports school) to prepare efficiently for the arrival and departure of a group.
Location and time of departure and return	Please note location and time of departure from school/rec center and location and time to school/rec center on return from Pats Peak.
Student Registration Information: Username and Access code	For security, all coordinators are required to assign a program access code that allows your families/students to login into your program's home page on patspeak.com and register. Once you distribute this information, you cannot change it for the remainder of the season.
Registration Open and Close Dates	You have the option to restrict the time frame when families are allowed to register. If your program has this need, please indicate your registration open (students are allowed to register) and close (students will not be able to register on the day you indicate) on your Program Information form. This feature is only available for online registrations. Note: It is common to leave these blank to allow for registrations up until the program begins.
Registration Limit	You have the option to limit the number of students allowed to register for your program. If you need to utilize this feature, please indicate that maximum number of students who can register for your program. Leaving this field at the default of "none" indicates no limit to the number of students who can participate in your program. Limits can be modified throughout the registration process easily and quickly by contacting the Snowsports Office Manager. Note: Registrations done using paper registration forms require additional processing time and will not count toward this limit until keyed into our system. If you utilize the registration limit feature, we strongly encourage not accepting any paper registration forms or working with the Snowsports Office Manager to manage this limit effectively.
Coordinator Information	Please complete this information in full to allow the Snowsports School to contact you when needed. Large programs may have more than one assistant. If that is your case, please indicate on your program information form. Our recommendation is one coordinator per 50 students.
School Information	Please input school information. For home school groups, recreation center programs, town, or non-school sponsored programs, add district/community information.
Transportation	Please note how your program is transported to Pats Peak. This information is essential to our Parking Lot Manager to effectively and seamlessly manage the flow of traffic.

Registration

Registrations begin in the fall.

For your convenience, we have 100% online registration. Online registration is quick, easy and helps to prevent delays due to errors or missing information! To get started for the upcoming season, primary coordinators must complete the Program Information form (*to be done each season*). This form is a Word document that can be completed on your computer and emailed back to the Snowsports Office Manager. We ask that this form be returned as soon as possible to

IMPORTANT INFORMATION

allow the Snowsports Office time to add your program to our system or make any necessary updates to an existing program. Your program information form is required each season, and your online registrations cannot begin without it.

Once your form is submitted, simply supply your families/students with your programs unique username and password and instruct them to go to patspeak.com and click the Register Here for Learn to Ski & Ride Program found on the home page. They may also find the login page at patspeak.com/ski_ride.htm.

Special Notes:

- **Students who register for the Practice Makes Perfect Unlimited Season Pass/Lesson program can pick up their season pass immediately (online registrations).**

Program Option Availability

If you wish to limit program options for your Learn to Ski & Ride, please contact the Snowsports Office Manager. For example, **a coordinator may require all their participants to take lessons**. We can remove the Lift only (for level 5 and above) program option from your online registration program selection. This feature is only available for online registration.

Adaptive Skiing or Snowboarding

We are equipped to handle students with some limited special needs; however, we may need planning time depending on the specific need. Parents/Guardians are asked during the registration process to indicate if a student requires special adaptations or accommodations. We cannot guarantee accommodating a child with special adaptations if registration is done after the late fee deadline.

Lesson Only Option for Existing Season Pass Holders

Pats Peak continues to offer a lesson only option in the *Pats Peak Learn to Ski & Ride Program* to students who have previously purchased a 2025/2026 Season Pass. Students must have a valid 25/26 Pats Peak Season Pass in order to select this option. It is listed under the option "season pass holder/lesson".

Coordinator Meeting

Thursday, December 4, 2025, at 6:00 pm

Main Lodge/Oak Room

We strongly encourage all coordinators and key chaperones to participate in the coordinator meeting. This is a great opportunity to meet our staff and share information with other program coordinators. We will cover all new mountain information, answer any questions and address concerns you may have for the 25/26 season. **Program tags will be available for pick up Monday December 8th - Wednesday December 10th 9am-5pm.** If you are unable to pick up your tags at the mountain, we can make arrangements to mail them.

IMPORTANT INFORMATION

Transportation/Bus Procedure

Transportation costs are not part of the Pats Peak Learn to Ski and Ride Program. All programs arriving by bus must have an approximate arrival and departure time noted on their Program Information form. This information is distributed mountain wide for all departments.

Bus Arrival: Please arrive at the designated time noted on your Program Information form. Any late arrivals will be required to wait until the unloading area is clear. If your bus/buses are running more than 15 minutes late, please call Pats Peak Snowsports School or Guest Services at 603-428-3245 so that we can make the Parking Lot Manager aware. When buses arrive, please advise your bus driver(s) to pull up directly behind the front bus in front of them. This allows additional buses that are scheduled to fit and unload.

Buses park in the lower lot located across Flanders Road. Only buses loading and unloading will be allowed in the upper parking lot.

Bus Departure: Please make sure your students are ready to load before contacting the Parking Attendant. We ask that students not block the stairway or roadway. Parking Attendants are clearly marked by their bright yellow jacket and are stationed at the plaza for your convenience. **The Parking Lot Attendant will call the bus.** IMPORTANT: Please DO NOT call buses up via your cell phone. Buses cannot be stationed in the loading area while you gather your kids.

Any issues or concerns regarding drop-off or pick-up process can be addressed directly with our Parking Lot or Office Manager.

We have added a Facebook transportation group! If you are having trouble finding busing or need help with transportation in general the face book page is a great resource. Please check it out!
<https://www.facebook.com/groups/patspeakskiprogram/>

Cancellations

As a rule, if school is cancelled for the day, the *Pats Peak Learn to Ski & Ride Program* will be cancelled. This is not cast in stone, if your school is cancelled and you still want to come, please let us know ASAP. All other cancellations are made by mutual consent with the program coordinator and the Snowsports School. It is **imperative** that we understand why (and when) you intend to cancel. Any program that misses a scheduled lesson time without checking with the Snowsports School Director or Snowsports Office Manager first, will lose the right to a make-up lesson. Please do not cancel your program based on the forecast. This is New England. Anything can happen...or not! We do understand that sometimes there are days programs are cancelled due to weather or uncontrollable circumstances. We will work with you and do our best to reschedule to ensure your students "get what they paid for".

IF WE CANCEL: In the event we must cancel classes, we will try to do so before noon. The Snowsports School Office can speak only with the program coordinator. **Chaperones and parents must contact the coordinator for cancellation information, not Pats Peak.**

IF YOU CANCEL: The Snowsports School Office must be notified BEFORE any program intends to cancel. The Snowsports School Office will schedule make-up classes with the program coordinator only.

THERE WILL BE NO INDIVIDUAL MAKE-UPS OR REFUNDS

IMPORTANT INFORMATION

Payment Methods

Families/Students have three payment options when registering:

▶ Credit/Debit

Pay by Visa, MasterCard or American Express. Families/Students will receive a confirmation page after inputting their Visa/MC or American Express information and hitting the "submit" button.

▶ Check

Families/Students can select the pay by check option. A confirmation page will pop up after hitting the "submit" button. They must print their confirmation page and submit with a check, payable to Pats Peak, two weeks prior to the program start date. Any checks received after the late fee deadline will incur a late fee, and the student tag will not be printed until paid in full.

Coordinators have the option to remove check as a payment method for online registrations. Please contact the Snowsports Office if this feature is needed. Registration is not complete until payment is received.

Pay by check option can be utilized for scholarships and approved coordinator child benefits. Please make notation of either "Scholarship" or "Coordinator Child" on printed confirmation OR email the Snowsports Office Manager so that the necessary steps can be taken for approval of non-payment registrations.

▶ Gift Card

Pay by Pats Peak Gift Card. Families/Students can input the gift card number in the Gift Card payment option. Total amount due will be modified by funds available. Input a Visa, MasterCard, American Express, or select check to pay for remaining balance if applicable. Registration is not complete until full payment is received. If a parent has more than one gift card, please have them call our office so that we can combine the funds onto one card before they register.

Refunds

Pats Peak has a **NO REFUND, no exchange** policy on programs, rentals or perks. Please relay this to the parents/guardians of your students. We will **not** refund the cost of the program to students who decide to participate in other activities (such as basketball or cheerleading) after enrolling in the program. If the student is unsure if they are going to make a winter sports team, etc., we suggest they wait to register until team/activities have been decided. If there is a question as to whether a student needs rentals or not, we suggest rentals be added at a later date for the original cost of the rental.

The only exception to this policy may be if a student has a qualifying medical issue that keeps the student from participating in the program for the rest of the season (short term illness such as a cold do not qualify). A pro-rated refund may, at our discretion, be issued in the form of a gift card that can be used only for services or goods at Pats Peak.

A signed doctors note (indicating date of incident) and program tag must accompany the medical refund request within 10 days of incident. There is a \$10.00 processing fee on all medical refunds. These exceptions can take 2-4 weeks to process.

Chaperones

A chaperone is an essential part of the *Pats Peak Learn to Ski & Ride Program*. They are needed to help keep the cost of the program down. A program is allowed one (1) skiing/riding chaperone for every seven (7) students. A chaperone does not need to be a skier or rider to participate; however, they must be **at least 21 years old**. You will be responsible for having chaperones sign-in and issuing them a chaperone tag every week. The sign-in sheet is a release of liability and should be left at the Snowsports Desk. Chaperones with a valid chaperone tag can receive rental equipment at no charge. If you have more skiing/riding chaperone's than chaperone tags, those chaperones are eligible to purchase the weekday parent ticket (parent ticket does not include rentals). A separate handout for your chaperones can be found at the coordinator site and within the coordinator packet. Please distribute as needed.

IMPORTANT INFORMATION

Scholarship

Pats Peak will offer one (1) complete scholarship of lessons and rentals (helmet included) for every twenty-five (25) paying students enrolled in your program. We hope this benefit allows a student or students the opportunity to ski or ride that may otherwise be unable due to financial restrictions.

Note: Scholarship students should register online. On the payment page please select **check as the payment option**. Coordinators should then email gina@patspeak.com with the student's name who has been awarded the scholarship.

Coordinator Benefits

Coordinator benefits are determined on an individual basis according to the number of paying students each season and should be discussed directly with the Snowsports Office Manager. Coordinator benefits are not transferable.

Program participation: Immediate children (of coordinators) who choose to participate in the Learn to Ski & Ride program, can do so at a discounted or no cost to the coordinator. **Registration must be done online.** Select "check" as your payment option. Immediately following registration, email the Snowsports Office Manager your name, program name and names of your child(ren). All participants in the program at no charge will be reviewed prior to their registrations being released.

Season Pass/Voucher: Please complete the Benefits Form found on your coordinator site and email to gina@patspeak.com. We strongly encourage any coordinator who is awarded season passes to utilize the photo upload feature found on our website. We will mail them to you upon request. Please come to the mountain well ahead of school programs if you want to retrieve your season passes in person.

The first week of January is very busy in Guest Services, so we may request that you return at a less busy time.

IMPORTANT INFORMATION

Skill Levels-*available on the LTSR page of the website*

SKIERS

Green – (Previously Level 1) Have never skied before.

Has never skied before! This level will acquaint you with equipment, snow terrain and basic balance drills on snow with and without skis on.

Introduce a straight glide in a balanced stance while sliding down a soft terrain incline.

Introduce muscle movements that will assist with slowing down and stopping with two skis on. (The Wedge position)

Green “Plus” - (Previously Level 2) Have tried skiing but need more training of basic skills.

Has been on snow skiing but wants a refresher and a simple “start over” introduction.

Practice basic wedge turning.

Wedge turns at varying shapes.

Progress to Valley Slope.

Learn to ride surface lift.

White - (Previously Level 3 and level 4) Learn skills to enhance wedge turns and using chair lifts.

Learn to ride the chair.

Practice with wedge on steeper green circle or easy blue square trails.

Begin matching skis at bottom of turn (short and long radius turn shape).

Introduced skating on flats.

Work on skills that will assist with matching skis earlier in the turn.

Yellow – (Previously Level 5) Develop skills to match skis on Blue trails.

Work toward matching skis above the fall line on easy and advanced blue square terrain.

Poles are introduced and begin to assist with the rhythm and flow of turns.

Develop more flexing and extending to enhance bending the ski.

Introduce upper and lower body separation.

Blue – (Previously Level 6 and Level 7) Practice parallel skiing and improving edge use.

Can match skis above the fall line.

More body movements “down the hill” are practiced which will encourage early edge management / engagement.

Learn to initiate turns with a correctly timed pole swing/touch on the snow.

Develop a separation of upper and lower body.

Learn speed control with a round skidded arc.

Can perform hockey stops and side slipping skills.

Black – (Previously Level 8 and Level 9) Carving on advanced Blue and easy Black trails.

Carving on most black trails.

Work on turning the legs under the upper body.

Short, Medium and long radius turn shape.

Practice skill blends on all terrain and variable conditions.

(Bumps, powder and crud snow.)

Orange – Freestyle, terrain park features. Must be Level Blue or Above.

Skier must be at or above a “BLUE +” level skier.

Free ski the entire mountain in a safe manner. Controlling speed!

Go over safety protocol in the park.

Learn basic maneuvers on Whisper Park and graduate to Turbulence Park.

Switch, 180 rotations, slight air off small to medium jumps.

Mogul and glade skiing.

SNOWBOARDERS

Green - (Previously Level 1) First time on snow with snowboard and boots.

Has never snowboarded before! This level will acquaint you with equipment, snow terrain and basic balance drills on snow with your board.

Introduce sliding and walking up the hill with board.

Introduce muscle movements that will assist with slowing down and stopping.

Green “Plus” – (Previously Level 2) Have tried

Snowboarding but need to learn how to side slip and ride lift.

Has been on snowboarding but wants a refresher and a simple “start over” introduction.

Side slip on toe or heel side.

Introduce turns.

Learn to ride surface lift.

White – (Previously Level 3 and 4) Learn skills for linking turns.

Progress to turns on both toe and heel side.

Introduce link turns.

Work on skills that will assist with these maneuvers.

Yellow – (Previously Level 5) Become efficient with linking turns on all green trails.

Practice turns with minimal traverse on both green trails.

Introduce riding a chair.

Actively practice rhythm and flow on green circle trails.

Blue – (Previously Level 6 and 7) Graduate to Blue trails, introduce skidding and carved turns.

Introduce linked turns on blue terrain.

Essential lower and upper body movements to introduce carving.

Black – (Previously Level 8 and 9) Navigate all trails with varied turn shapes enhance skills with carving.

Carving on most blue and easy black terrain trails.

Short, Medium and long radius turn shape.

Practice skill blends on all terrain and variable conditions.

(Bumps, powder and crud snow.)

Orange – Freestyle, terrain park features. Must be Level Blue or Above.

Rider must be at or above a “BLUE +” level snowboarder.

Free ride the entire mountain in a safe manner. Controlling speed!

Go over safety protocol in the park.

Learn basic maneuvers on Whisper Park and graduate to Turbulence Park.

Switch, 180 rotations, slight air off small to medium jumps.

Mogul and glade riding.

IMPORTANT INFORMATION

Holidays

There are no classes scheduled for the following holiday periods:

- Civil Rights Day falls on Monday, January 19, 2026. The make-up date will be February 09, 2026.
- **New Hampshire Vacation Week: February 23, 2026, through February 27, 2026.**

Note: If your school district is recognizing NH Vacation week a different week than what is noted above, please, let us know so that we can discuss alternatives for program and bonus day.

Open Program

Students who wish to participate in the *Pats Peak Learn to Ski & Ride Program* but are unable to join a prescheduled program for any reason have the option to register for the *Pats Peak Learn to Ski & Ride Open Program*.

- This is for individual sign-ups (juniors ages 6-17 (must be 6 yrs. old by 1/1/26), grades (1-12).
- Five (5) week series.
- Students register online.
- Session 1 students select one day: Monday, Tuesday, Thursday
- Session 2 students select Thursday
- Regularly scheduled lesson time, however, students can call to check availability on additional lesson times to fit every schedule.
- Space is limited.

Open Program registration login information can be obtained by emailing the Snowsports Office at snowsportsschool@patspeak.com, or by calling The Snowsports School at (603) 428-3245. Information can also be found at www.patspeak.com/ski_ride.htm.

Program Tag

▶ STUDENTS

Every student who registers for the *Pats Peak Learn to Ski & Ride Program* is issued a program tag. Students do not need to obtain a paper ticket on their program day. The program tag is their valid lift ticket and café card (if purchased). The tag is required to be visible and be always worn by every student and chaperone. The program tag is also a means of identifying the student, group, day/time of lesson, level, and rental information. These tags are not transferable. Any person skiing or riding without a tag or with someone else's tag will lose all skiing and riding privileges, is subject to fines, and/or disciplinary actions.

If a student loses a tag, the coordinator or parent/guardian should contact the Snowsports School so that a replacement tag can be issued. Replacement cost is \$10.00 and is required to reprint a **lost or forgotten tag**. Students must have a valid program tag before he or she can ride a lift, have any rental equipment issued or utilize it for purchases in the cafeteria if there are funds on the card. **Pats Peak is not responsible for lost or stolen tags.**

▶ CHAPERONES

Chaperones that assist on the hill must be issued a chaperone tag. The tag is their valid lift ticket. Chaperone tags are only valid the day your program runs. **Reminder: Chaperones must be at least 21 years of age.** Please remind your volunteers that anyone who is skiing or riding must have a valid lift ticket (arm bands and pennies are not valid lift tickets). Anyone who is caught without a valid lift ticket will be charged with Theft of Service. In the event of a lost chaperone tag, the coordinator must discuss directly with the Snowsports Director or Office Manager to obtain a replacement.

IMPORTANT INFORMATION

Program Student Tag Information

The front side of the student tag has the following information:

- Season and Session Valid
- Day of Program and Time of Lesson
- Student Name, School or Program name
- Registered Program, Lesson Skill Level, and Rental Equipment Information (see table below)

Code:	Description:		
LV:	Type and Skill Level	S	Skier – Skill level will follow ski lesson color (1-9 or F)
		SB	Snowboarder – Skill level will follow (1-9 or F)
		X	Lift Only Skier
		SBX	Lift Only Rider (Snowboarder)
Boot:	Shoe Size. If renting, this is required to be filled out on the registration.		
DN:	Industry standard setting information for the rental shop.		
Ski or Boot:	Ski or snowboard size		
Hlmt:	Helmet		
		Y/N	Rental Size of helmet. Sizing in cm: 49-60.
Café:	15-digit café card number		

You can use the upload feature under “my programs” to export your student list to an Excel file. Please take a moment to go over your students list to make sure that there are no errors or missing information. (Spelling, level, rentals, etc.)

BONUS DAY

Bonus Day Information

NH Ski and Ride Bonus

Ski or ride ALL these mountains for free!!



**WATERVILLE
VALLEY RESORT**



Bretton Woods

Bonus day starts Monday, February 23, 2026

The NH Ski and Ride Bonus Day continues to be a tradition of the Pats Peak Learn to Ski & Ride Program. Valid February 23, 2026 to end of Season 2026.

› Pats Peak

To redeem your **Pats Peak** Bonus Day, bring your program tag to the Snowsports School Window to be validated and receive your FULL DAY/ALL LIFT ticket. Valid ticket choices are:

8:30 to 4:00 weekday, or
12:30 to close weekday, or
8:30 to 4:00 Saturday, or 12:30 to close
8:30 to 4:00 Sunday

The **Pats Peak** BONUS Day includes free rentals for those who rent equipment during the program. Students may only rent the same type of equipment they had rented during the program (i.e. skiers must rent skis, riders must rent snowboards). Lessons are not included.

Bonus Day is for students of the weekday Learn to Ski and Ride Program and is not transferable. Program tags are required to redeem bonus day tickets at any one of the three mountains. Replacement cost of \$10.00 prior to redeeming for a free lift ticket.

› Waterville Valley or Bretton Woods

To redeem the Waterville Valley or Bretton Woods bonus day, students **MUST** bring their Pats Peak program tag AND applicable mountain voucher to any Waterville Valley or Bretton Woods ticket window to be validated and to receive their ALL DAY/ALL LIFT Jr ticket. **Please stress to all your program students that they MUST bring BOTH voucher AND program tag to obtain a free lift ticket.**

Important: Vouchers are distributed to Coordinators at the Coordinator Open House for Session 1 and are included in program tag packages for Session 2. Additional vouchers can be picked up at the Snowsports School Desk. If for any reason the student does not have their voucher (i.e. lost, eaten by dog, washed, etc.), they are welcome to stop by the Snowsports Counter at Pats Peak BEFORE they head out to Waterville Valley or Bretton Woods. The Pats Peak office opens at 7:30 am and closes 30 minutes after the last chair. This is a wonderful bonus to the students of the program. We ask that you remind everyone to please respect their rules for redeeming the free junior lift ticket.

Bonus Day for Bretton Woods and Waterville Valley is for one student ALL DAY/ALL LIFT ticket. Does NOT include lessons or rentals. Not transferable. **Not valid for coordinators/chaperones.**

COORDINATOR INFORMATION

How To Use The Coordinator Site:

1. Go to https://www.patspeak.com/Lessons-Rentals/LTSR_home.aspx

The screenshot shows the Pats Peak website's login page. The browser address bar displays https://www.patspeak.com/login.aspx?returnurl=/Lessons-Rentals/LTSR_Home.aspx. The page features a navigation menu on the left with options like 'PLAN YOUR VISIT', 'PARKS', 'TICKETS & PASSES', 'LESSONS & RENTALS', 'GROUPS & WEDDINGS', 'EVENTS & RACING', and 'SHOP'. A 'SNOW REPORT' section shows 0 trails and 0 lifts closed for snow. The main content area has a 'LOGIN' button, a 'Customer Login' form with fields for 'User name' and 'Password', and a 'Sign in' button. A 'SHOP ONLINE NOW' banner is on the right. The footer contains contact information for Pats Peak Ski Area and a list of services like 'Snow Report', 'Season Passes', and 'Directions'.

COORDINATOR INFORMATION

2. Create an account.

*Your E-mail MUST be the e-mail address you used for your Program Information Form.

https://www.patspeak.com/Register.aspx

Pats Peak - Register

PATS PEAK

THE MOUNTAIN
PLAN YOUR VISIT
PARKS
TICKETS & PASSES
LESSONS & RENTALS
GROUPS & WEDDINGS
EVENTS & RACING
SHOP

SNOW REPORT

0 Trails 0 Lifts Closed for Snow Conditions

Click for full Mountain Report

View Cart LOGIN TO MY ACCOUNT MAP

REGISTER

User name:

First name:

Last name:

E-mail:

Password: Password strength:

Confirm password:

Gender: Male Female

REGISTER

SHOP ONLINE NOW

SHOP ONLINE FOR YOUR TICKETS, SEASON PASSES, GIFT CARDS, ETC.

CONNECT WITH US

f t y p i

PATS PEAK

© 2017 PATS PEAK Ski Area

686 Flanders Road
(PO Box 2448), Henniker, NH 03242
1-888-PATS PEAK (1-888-728-7732)
603-428-3245
info@patspeak.com

Snow Report
Season Passes
Directions
Employment
Media Center
Weddings & Banquets
Site Map

Live Free & Drive™

grappone

Our best price first. Commission free site. Work with one person.

Official vehicle sponsor of Pats Peak

3:10 PM 9/28/2017

Once you hit **REGISTER** you will be brought back to the **“LOGIN”** Screen.

3. Enter your username and password

Hit **LOGIN**.

You will be brought back to the main page.

4. Choose **Lesson & Rentals**

COORDINATOR INFORMATION

- Learn to Ski and Ride Program
- Coordinator Login

The screenshot shows a web browser window displaying the Pats Peak website. The address bar shows the URL: https://www.patspeak.com/Lessons-Rentals/LTSR_home.aspx. The page features a dark blue sidebar on the left with the Pats Peak logo and navigation links: THE MOUNTAIN, PLAN YOUR VISIT, PARKS, TICKETS & PASSES, LESSONS & RENTALS, GROUPS & WEDDINGS, EVENTS & RACING, and SHOP. Below these is a 'SNOW REPORT' section showing 0 TRAILS, 0 LIFTS, and 'Closed for Snow' CONDITIONS, with a button to 'Click for full Mountain Report'. Further down are icons for 'View Cart', 'MY PROFILE LOGOUT', and 'MAP'. The main content area has a large image of skiers with an 'LTSR HOME' overlay. Below the image is a breadcrumb trail: Home | Coordinator Information | My Programs | Communicate | Coordinator Forms. The main heading is 'Welcome' followed by a message: 'Welcome to Pats Peak Learn to Ski and Ride After School Program! Please use the menu above to navigate.' Below this is 'Hello Coordinators!' with a sub-heading 'Welcome to the 2018 Ski and Snowboard Season!' and a bulleted list: 'Easily view all of your participants, obtain an excel report, and even send emails by using the options above.' and 'Access any forms we provide by going to the Coordinator Packet (option above).' A contact message follows: 'Don't see what you need? Please contact the Snowsports School at 603-428-3245 x112, or by snowsports@patspeak.com.' On the right side, there is a 'SHOP ONLINE NOW' button with text: 'SHOP ONLINE FOR YOUR TICKETS, SEASON PASSES, GIFT CARDS, ETC.' and social media icons for Facebook, Twitter, YouTube, and Instagram. At the bottom of the page, there is a footer with the Pats Peak logo, address: '© 2017 PATS PEAK Ski Area, 686 Flanders Road (PO Box 2448), Henniker, NH 03242, 1.888.PATS PEAK [1.888.728.7732], 603.428.3245, info@patspeak.com', and a list of links: Snow Report, Season Passes, Directions, Employment, Media Center, Weddings & Banquets, and Site Map. A small advertisement for Grappone is also visible in the bottom right corner.

COORDINATOR INFORMATION





5. Choose **My Programs** under LTSR PROGRAMS it will bring you here:

The screenshot shows a web browser window displaying the Pats Peak website. The browser's address bar shows the URL: https://www.patspeak.com/Lessons-Rentals/LTSR_Programs.aspx. The page features a navigation menu on the left with links for THE MOUNTAIN, PLAN YOUR VISIT, PARKS, TICKETS & PASSES, LESSONS & RENTALS, GROUPS & WEDDINGS, EVENTS & RACING, and SHOP. Below the menu is a SNOW REPORT section with a 'Closed for Snow' status and a 'Click for full Mountain Report' button. A shopping cart icon is labeled 'View Cart'. The main content area has a large banner image of the Pats Peak entrance with a 'LTSR PROGRAMS' overlay. Below the banner is a breadcrumb trail: Home | Coordinator Information | My Programs | Communicate | Coordinator Forms. The 'My Programs' section contains a message: 'There are no programs for the selected season year.' To the right of this message is a 'Season Year' dropdown menu with options for 2017-2018 and 2018-2017. A 'SHOP ONLINE NOW' button is present, with a sub-message: 'SHOP ONLINE FOR YOUR TICKETS, SEASON PASSES, GIFT CARDS, ETC.'. Below the shop button are social media icons for Facebook, Twitter, YouTube, and Instagram. The footer includes the Pats Peak logo, copyright information for 2017, and links for Snow Report, Season Passes, Directions, and Equipment. The Windows taskbar at the bottom shows the time as 3:19 PM on 9/28/2017.

COORDINATOR INFORMATION

6. Choose the **current year** to see your program(s) and be able to access the *edit/export/view/print*

The screenshot displays the Pats Peak website's 'LTSR Programs' page. The browser address bar shows the URL: https://www.patspeak.com/Lessons-Rentals/LTSR_Programs.aspx. The page features a navigation menu on the left with options like 'THE MOUNTAIN', 'PLAN YOUR VISIT', 'PARKS', 'TICKETS & PASSES', 'LESSONS & RENTALS', 'GROUPS & WEDDINGS', 'EVENTS & RACING', and 'SHOP'. Below the menu is a 'SNOW REPORT' section with '0 TRAILS', '0 LIFTS', and 'Closed for Snow CONDITIONS'. A 'View Cart' button is also present. The main content area is titled 'LTSR PROGRAMS' and includes a 'My Programs' section with a 'Season Year' dropdown set to '2017-2018'. A table lists programs with columns for Name, Access Code, Session, and Action. A 'SHOP ONLINE NOW' button is located on the right side of the page. The footer contains the Pats Peak logo, copyright information for 2017, and a 'grappone' logo.

Name	Access Code	Session	Action
1TESTAS3 2018	TESTAS3	1TEST AS3	   

COORDINATOR INFORMATION

7. Choose **EDIT** (pencil and paper icon) to update your Program Information

Home | Coordinator Information | My Programs | Communicate | Coordinator Forms

Update

Program Information

Free Ski Time: 03:30 PM

* Message to Students when they Sign Up Online:

Welcome to the PATS PEAK 2018 Learn to Ski & Ride Weekday Program.
You are registering for our Monday 1ST SESSION Open Program with a 2:30 lesson time.
Program Dates: January 8, 22, 29, February 5, 12 (NO LESSONS on January 1 OR on MLK Jr Day - January 15)
Scroll down to select your program and begin registration.
Questions? Don't hesitate to contact us at snowsportschool@patspeak.com or by calling 603-428-3245.
Please note: Register by November 15, 2017 to receive the early pricing for the program (programs increase by \$25 after the 15th)
Thank you and see you on the slopes!

Transportation Information

Arrival Time: 12:00 PM

Departure Time: 09:00 PM

Self Transportation: No

Van Transportation: No

How Many Vans:

SHOP ONLINE NOW
SHOP ONLINE FOR YOUR TICKETS, SEASON PASSES, GIFT CARDS, ETC.

CONNECT WITH US
f t y p i

*If your message to students has /r/n delete them. They will show up in your message if you don't. They were just carried over from the web program and have no use anymore.

Edit your message and program Info - **Hit Save** at bottom of page - choose **My Programs** and **year** again and then choose “**VIEW**” (the first icon) and you will see how it appears to parents registering.

COORDINATOR INFORMATION

The screenshot shows a web browser window with the URL https://www.patspeak.com/Lessons-Rentals/LTSR_Programs_View.aspx. The page displays registration details for the "Pats Peak - LTSR Programs".

Registration Limit: Unlimited
Registration Count: 6

Message to Students when they Sign Up Online:
Welcome to the PATS PEAK 2018 Learn to Ski & Ride Weekday Program.
You are registering for our **Monday 1ST SESSION Open Program** with a 2:30 lesson time.
Program Dates: **January 8, 22, 29, February 5, 12 (NO LESSONS on January 1 OR on MLK Jr Day - January 15)**
Scroll down to select your program and begin registration.
Questions? Don't hesitate to contact us at snowsportsschool@patspeak.com or by calling 603-428-3245.
Please note: Register by November 15, 2017 to receive the early pricing for the program (programs increase by \$25 after the 15th)
Thank you and see you on the slopes!

Perks

- Mittens Purchase Waterproof (\$25.00)**
Pick up your purchase at the Finish Line Ski and Board Shop.
- Weekday Parent Frequent User Card (\$160.00)**
Parent Frequent User Cards distributed with student program tag.
- Helmet Rental (\$30.00)**
- Junior Seasonal Rentals Ski (\$229.00)**
- Goggles Purchase - Scott (\$25.00)**
Pick up in our Finish Line Ski & Board shop.
- Helmet Purchase - Smith (\$50.00)**
Pick up in our Finish Line Ski & Board Shop.

The left sidebar contains navigation links: THE MOUNTAIN, PLAN YOUR VISIT, PARKS, TICKETS & PASSES, LESSONS & RENTALS, GROUPS & WEDDINGS, EVENTS & RACING, SHOP, SNOW REPORT (with 0 TRAILS, 0 LIFTS, and Closed for Snow CONDITIONS), and MY PROFILE (LOGOUT, MAP, View Cart).

NEXT:

8. Select **Communicate** and choose the program. Enter your message and then **"Send Email"**

COORDINATOR INFORMATION

The screenshot shows a web browser window with the URL https://www.patspeak.com/Lessons-Rentals/LTSR_Communicate.aspx. The page title is "Home | Coordinator Information | My Programs | Communicate | Coordinator Forms".

Left Sidebar:

- PATS PEAK** logo with a mountain and sun icon.
- Navigation menu: THE MOUNTAIN, PLAN YOUR VISIT, PARKS, TICKETS & PASSES, LESSONS & RENTALS, GROUPS & WEDDINGS, EVENTS & RACING, SHOP.
- SNOW REPORT** section: 0 TRAILS, 0 LIFTS, Closed for Snow CONDITIONS. A button says "Click for full Mountain Report".
- Utility icons: View Cart, MY PROFILE, LOGOUT, MAP.

Main Content Area:

- * Program: - Please Select -
- * Recipients: All Registered Students
- Select Student(s)
- NOTE: You will automatically receive a copy of the message.
- * Subject: [Text input field]
- * Message: [Rich text editor with toolbar and large text area]
- Buttons: Cancel, Send Email

Right Sidebar:

- SHOP ONLINE NOW** banner with text: SHOP ONLINE FOR YOUR TICKETS, SEASON PASSES, GIFT CARDS, ETC.
- CONNECT WITH US section with social media icons for Facebook, Twitter, YouTube, Pinterest, and Instagram.

Taskbar: Shows Windows Start button, taskbar icons for Outlook, Chrome, Edge, File Explorer, Excel, Word, and Skype. System tray shows the time as 3:32 PM on 9/28/2017.

Last is your **Coordinator Forms**:

COORDINATOR INFORMATION

Coordinator Forms

Below are all the documents you will need to run a successful Learn to Ski & Ride Program.

[COORDINATOR GUIDE](#)

Although you may not want to read the guide cover to cover, we strongly suggest having this with you at all times while your program is running. **Many of the questions you may get from your families can be answered by this guide.** If you don't find what you're looking for, don't hesitate to contact the Snowsports School directly. *(available here online and printed in coordinator packet)*

[PROGRAM INFORMATION FORM](#) **Return ASAP by 10/1/17**

Required to be completed and sent back for new or existing programs. Complete this form right from your computer and email to snowsports@patspeak.com. *(available online and printed in coordinator packet)*

COORDINATOR BENEFITS

Benefits are determined by number of paying students and must be approved by John or Cat. You will be contacted after the registration deadline to finalize your benefits.

[CHAPERONE RELEASE OF LIABILITY](#) *(turned in weekly on day of program)*

All chaperones who are issued a chaperone tag **MUST** sign this release of liability form. **This form needs to be completed each week and dropped off at the Snowsports School Desk.** Reminder - All chaperones **MUST** be at least 21 years old.

[EMERGENCY MEDICAL FORM](#) *(do not need to hand in)*

This form is completed during online student registration. If you have a student who registers utilizing our paper registration form, this form **MUST** be completed and original delivered to Ski Patrol. *Place in a well documented binder with your program name on it.* We suggest you keep a copy with you on the mountain.

[CHAPERONE DUTIES](#)

This is a great reference sheet to distribute to all of your chaperones.

[PAYMENT PLAN CONTRACT AGREEMENT](#)

Please print this off for any parents who ask for a payment plan. Have them sign the form and return to the Snowsports Office. **Payment must be received in full at least 2 weeks prior to the start of the program.** No partial or full refunds available.

[BASE AREA MAP](#)

This is a good reference to where things are in the base area in regards to program meeting areas, etc.

[PATS PEAK Learn to Ski and Ride Program Printable Application](#)

This is a printable version of the application. It is strongly recommended that everyone register online but if for some reason you need a paper form you can use this.

Here you can find all forms you may need for your program.

The **COORDINATOR BENEFITS FORM** will need to be turned in **by the Primary Coordinator by December 15th**. Points will be totaled at this time based on the number of paying students in your program. Vouchers for either Unlimited Season Passes or Any Day Tickets (*Saturday Night POP excluded*) will be assigned and given only to the Primary Coordinator to distribute amongst you and any Assistant Coordinator(s).

Every week you will need your Chaperones to sign and date the **CHAPERONE RELEASE OF LIABILITY** form and turn it into the Ski School Office. *All Coordinators are responsible for turning in this form and for their program Chaperone Tags.* You will be contacted through e-mail if we do not receive your signed and dated form.

COORDINATOR INFORMATION

The **EMERGENCY MEDICAL FORM** does *not* need to be turned into the Ski School Office, but we suggest you keep a copy with you on the mountain.

If you have any questions please contact the Snowsports Office Manager at snowsportsmanager@patspeak.com or gina@patspeak.com or the Snowsports Director at john.p@patspeak.com

Support

Please contact us with any questions or suggestions.

Snowsports Director 603-428-3245 x114 or John.p@patspeak.com
Snowsports Office Manager 603-428-3245 x120 or gina@patspeak.com

As much as we like to believe we are perfect, we fully understand that not everything always goes exactly as planned. If you or anyone who is part of your program has any issues or concerns, don't hesitate to let us know as soon as possible. We can't fix what we don't know is broken.

We look forward to hearing from you!

Gina and John

PEAK PERKS

Retail Items

Helmet, goggle, and mitten purchases made during registration are managed through our ***Finish Line Ski and Board Shop***. Families who register online will receive communication from the shop and will be given the option to pick up prior to the first day of programs. The shop can even arrange shipment of your items! Those who have not previously received their items should go directly to our Finish Line Ski and Board Shop to pick up on the first day of programs.

Café Cards

Students participating in the *Learn to Ski and Ride Program* have the benefit of purchasing a café card valued at \$50.00 for \$40.00. Café card values are added to the student's program tag. More than one café card can be added to your student's program ticket when purchasing. Parents also can add more funds by going to patspeak.com and using the 15-digit number located on the bottom of their tag. They can also call Snowsports if needed. Pats Peak is **not responsible for lost or stolen program tags**. Purchases are only good in the Tradewinds Cafe or Valley Lodge Café.

Discount café cards may be purchased until the first week of programs.

Last Call Tickets

The "Last Call" discount ticket of \$25 is good for the last two hours of mountain operation Monday through Friday. You may also purchase a "Last Call" ticket for the last hour on Sundays. There is no "Last Call" ticket available on Saturday nights

Practice Makes Perfect Unlimited Season Pass

Practice Makes Perfect Unlimited Season Pass

The "Practice Makes Perfect Pass" is an unlimited season pass available for students enrolled in the 2025 Pats Peak Learn to Ski & Ride Program. The pass is priced at \$369.00. To qualify for this discount, the student must sign up for the Practice Makes Perfect Season Pass/lessons option (total cost Monday-Thursday program \$499.00/\$529.00- Friday program 519.00/544.00). This pass is good anytime including Saturday Night POP. The pass is only offered to students participating in the program and is non-transferable

IMPORTANT: Students who register on-line for the Practice Makes Perfect Unlimited Season Pass/Lesson program (Session 1 and 2) can pick up their season pass immediately at Guest Services (Please contact Snowsports School for processing time on paper registrations). Students do not need to wait until their program starts to hit the slopes.

PEAK PERKS

Weekday Parent Frequent User Card

Parents/Guardians who have students participating in our weekday Learn to Ski & Ride Program may purchase a Weekday Parent Frequent User Card. This Frequent User Card is good for five (5), Adult/All Mtn weekday/non-holiday lift tickets and may be transferred between parents/guardians and is valid for 1 person per day. This is an 9:00-4 or 12:30 to close ticket. Frequent User Cards can be purchased at time of registration and will be distributed to parents in the snowsports office starting the first night of programs. *If a parent misplaces the card, they will be charged \$10 to print a new one at Guest Services.* Parent cards expire at the end of the season they were purchased. The cost of the Weekday Parent Frequent User Card is only \$215.00 (\$43.00 per lift ticket). Cards may also be purchased by the parent at Guest Services up until the first day of their program.

LTSR Family Ticket

Parents/Guardians/Siblings who are affiliated with students participating in our weekday Learn to Ski & Ride Program may purchase an afternoon or evening All Mtn ticket on the day the students are participating in the program for only \$46.00 (Note: regular weekday at mountain lift ticket price: **\$79.00** 4pm-close, or **\$79.00** for 9:00am-4pm or 12:30pm-close).

DRESS FOR SUCCESS

Clothing

Skiing and riding are cold weather sports. Therefore, the most integral part of the sport is to know how to dress for conditions below freezing (and sometimes well below!). Students should be outfitted for New England weather so that their experiences are positive.

Staying warm, especially on extra cold days requires forethought. If you choose your clothing carefully, you can keep warm despite cold weather. Whether they are new to the sport or a seasoned veteran, the below information will help anyone remember "there is no bad weather, only bad clothing."

- Layering is the best way to keep warm. In addition to keeping you warm, layering makes it easier to avoid becoming overheated. You can simply remove layers if you've bundled up too much.
- Wear a base layer of long underwear (Avoid pure cotton, linen, or other similar materials, however, because these fabrics retain moisture and will chill you). Traditional thermal undergarments work well for the first layer. An alternative to traditional thermals is silk. Silk is very warm and feels wonderful against bare skin. Silk is not very rugged, though, and won't last as long as traditional thermal underwear.
- Layer a warm collared shirt, sweater or fleece over the top of the first layer. If you have a coat with a hood, avoid sweatshirts with hoods attached, as this can cause too much bulk beneath the layers.
- Water and wind resistant pants. Snow or ski pants work best.
- Avoid sweatpants, they get wet very quickly! Be sure your pants are wide enough at the bottom of the legs to fit over large boots.
- A jacket or shell with a high collar, once again water and wind resistant is best.
- High socks and only one pair of socks worn at a time. Bring a couple of extra pairs of socks - the higher, the better. Avoid socks with big, thick seams.
- Use accessories. Wear waterproof gloves or mittens. Gloves allow more freedom of movement, but mittens are warmer. Avoid knit gloves, they get wet very quickly. Add a neck warmer. Protect your face. Wear ski goggles that work at night or during the day and add a ski mask to cover the rest of your face. There are also specially made head covers that fit well under helmets that give extra warmth for the head, ears and neck.
- Warm hat that covers ears completely. The old saying "If your feet are cold, put on a hat" is true! Hats can easily be removed and replaced with a helmet when on the hill.
- Sunscreen and lip balm, SPF-15 or greater. Even on cloudy days it is very easy to get too much sun when on the snow.
- Eye protection. Either goggles or sunglasses. Goggles with clear lenses are recommended for night skiing/riding.
- Use heat packs. You can buy heat packs at the Finish Line Ski and Board Shop, Valley Lodge or Main Lodge. You can also pick up heat packs at any sporting goods or department store.
- Be sure to bring extra clothes to change into for the ride home!

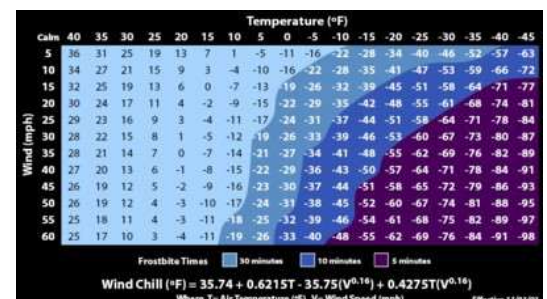
Don't Forget to Label! We recommend that students put their name on **all** of their belongings. This will allow us to locate the individual when a misplaced item is turned in.

Students Safety includes proper dress! Pats Peak reserves the right to refuse to teach a student who is improperly dressed.

Weather

A common topic we get questioned about from guests is wind chill. What is wind chill? Wind chill is the apparent temperature felt on **exposed skin** which is a function of the air temperature and wind speed.

One of the tools we use in the Snowsports industry is a wind chill chart. Programs are held for temperatures affected by wind chill in the lighter areas. We look at rescheduling for temperature affected by wind chill in the darker areas. This chart (in color) and additional information on wind chill can be located at http://en.wikipedia.org/wiki/Wind_chill.



RENTAL DEPARTMENT

We have a state-of-the-art 9600 sq. ft. rental shop run by experienced, caring technicians with an additional fleet added every season. Full rental packages are available for any student who needs equipment for the program or the season. Sorry, no partial rentals are available. Students will need to provide their shoe size, height and weight when registering.

Note: For any student who registers using the paper registration form please be aware that missing or inaccurate information will delay processing. "TYPE" is required for ski rentals only.

THERE ARE NO REFUNDS ON RENTALS. If rentals are in question, we suggest not adding at time of registration. Rentals may be added later for the regular cost (no late fee will be assessed) by contacting the Snowsports School. You cannot add rentals *online* to a Learn to Ski & Ride student after registration has been submitted.

Rental Equipment Pick Up

Chaperones should direct students who are renting equipment to proceed to the rental shop upon arrival. Only students renting will be allowed in the Rental Shop. All students must have their program tags visible when entering the Rental Shop. The tag contains all the necessary information needed for proper equipment and binding settings. In order to ensure a fast and efficient check out, the barcode on the tags should not be covered and tags should be attached to the students' ski clothing. Please, no armbands, as the scanner is unable to read the barcode through the plastic.

Rental Equipment Return

At the end of the day of your program, students must return rental equipment to the Rental Shop. Please instruct students to remove boots and have skis/poles or boards in hand *prior* to entering the **valley side of the rental shop**.

Helmet Rental

This helmet will be picked up each week at the Rental Shop. This is an additional \$40 cost to rent for the duration of the program. They are not included in the lift/rental or lift/lesson/rental packages.

Seasonal Rental

Seasonal package rental will be available December 1st through the Last Day of the Season. These packages include the skis, snowboard, boots, bindings, and poles. No partial seasonal rentals available.

Price of \$239.00 for junior equipment rental includes \$50 deposit (refundable when returned by season's closing day and not damaged). Helmets are not included. Parents/Guardians must be present to pick up season rental equipment (we suggest this being done before your child's program starts). You will need a valid driver's license and a credit card, which is authorized for \$500. You will be charged the additional \$500 per rental only if rentals are NOT returned by April 15th.

Burton Learn to Ride (LTR) Center

The Pats Peak Rental Shop is a Burton Learn to Ride Center (LTR). This equipment is tailored by gender and age to maximize everyone's learning potential. Burton's innovative Learn-To-Ride products are developed in conjunction with the American Association of Snowboard Instructors (AASI) and major resorts around North America to facilitate and accelerate the learning process.

PATS PEAK has earned the distinction of becoming the first Burton Women's Learn to Ride Center in New Hampshire. This commitment showcases a strong dedication to women-specific teaching and learning.



EQUIPMENT

Equipment should be checked each season to ensure proper fit. Children learning to ski or snowboard on ill-fitting or outdated equipment are at a distinct disadvantage. Equipment that is outdated or does not meet industry standards should not be used. Skis should be at the right length for the student's height, weight, ability, and skier type. A suggested length for beginner skiers is between the nose and chest. Ski boots should have a "DIN number" on the sole. Snowboards should be at the right length and set up depending on style.

By law, all ski bindings must have a retention device to prevent runaway skis. Snowboards must have two metal edges. All equipment should have a pre-season check by your local ski shop. If there is a question of safety; rentals may be added with no late fee charge.

Rental/ lesson Add On Price

\$90.00 rental add on

\$100.00 lesson add on

Changing into Equipment

Students should proceed to the deck in front of the lodges with their equipment. Skis or Snowboards should be placed neatly in the racks. Students should then change into their snowsports gear in the Valley Room or in the Main Lodge. All backpacks/ bags should be stored in the OUTSIDE baggage areas. **NO CHANGING OR SKIS/SNOWBOARDS ALLOWED ON THE DECK. IT IS A FIRE HAZARD.**

Ski and Snowboard Theft – Protect Yourself

While the number of snowboards and skis stolen varies from year to year, ski/snowboard equipment is an easy target especially during peak periods where a thief could take equipment and easily blend in. There are steps you can take to protect your gear and valuables this winter season:

We recommend keeping your skis/snowboards locked to the rack. If you don't have a lock, you can purchase one in the Finish Line Ski & Board Shop. Pats Peak offers a free equipment check during peak times (Friday afternoons, weekends, holidays).

If you are locking your skis/snowboards to racks on cars, make sure the locks can't be easily removed from the vehicle. Often the car racks are stolen along with the skis/boards.

If you don't have a lock available, separate your skis, placing one on the rack and another on a different rack or swap with a friend to make two unmatched pairs. This makes it difficult for the thieves who look for easy targets.

Try to keep your skis and snowboards in line of sight as often as possible.

If you have extra equipment that you store in your car, keep it out of view.



If your equipment has been stolen, immediately stop by the Lost & Found Department. We will alert our Safety Officer on duty, take a report and also notify local law enforcement for you. It is the responsibility of all persons utilizing their own equipment to ensure its safety while not in use. Pats Peak is not liable for lost/stolen equipment or personal belongings.

Hint: We encourage all skiers and riders to turn off their cell phones and ask that ipods/mp3's not be worn during lessons. Pats Peak also offers a free bag check for your smaller personal items located at Lost and Found.

Remember if you love your equipment, lock it.

Head's Up - Your Responsibility Code

Skiing and riding can be enjoyed in many ways. At Snowsport areas you may see people using alpine, snowboard, telemark, cross country and other specialized ski equipment, such as that used by disabled or other skiers. Regardless of

ADDITIONAL SERVICES

How you decide to enjoy the slopes, always show courtesy to others and be aware that there are elements of risk in skiing that common sense and personal awareness can help reduce. Observe the code listed below and share with other skiers and riders the responsibility for a great experience.

- Always stay in control and be able to stop or avoid other people or objects.
- People ahead of you have the right of way. It is your responsibility to avoid them.
- You must not stop where you obstruct a trail or are not visible from above.
- Whenever starting downhill or merging into a trail, look uphill and yield to others.
- Always use devices to help prevent runaway equipment.
- Observe all posted signs and warnings. Keep off closed trails and out of closed areas.
- Prior to using any lift, you must have the knowledge and ability to load, ride and unload safely.

KNOW THE CODE. IT'S YOUR RESPONSIBILITY.

Smart Style

Smart Style is all about making sure everyone has a fun and safe terrain park experience. PRIOR to using Freestyle Terrain, students are responsible for familiarizing themselves with Freestyle Terrain and obeying all instructions, warnings and signs. Freestyle skills require maintaining control on the ground, and in the air.

The National Ski Areas Association and Burton Snowboards have developed the "Smart Style" Freestyle Terrain Safety initiative, a cooperative effort to continue the proper use and progression of freestyle terrain at mountain resorts, while also delivering a unified message that is clear, concise, and effective. The goal of Smart Style is to educate riders about freestyle terrain safety. The orange oval is the symbol used to designate freestyle terrain and is usually posted at the top of the terrain park.

PARK SMART TERRAIN PARK SAFETY

START SMALL - Work your way up. Build your skills.

MAKE A PLAN - Every feature. Every time.

ALWAYS LOOK - Before you drop.

RESPECT - The features and other users.

TAKE IT EASY - Know your limits. Land on your feet.

Weekend Kids Programs

Pats Peak offers a variety of programs on the weekends and holidays. Cub's Club for ages 4-6 years old introduces children to skiing and riding. Bear's Club for ages 7 to 14 is a way for students to ski or snowboard with an instructor, get tips, and have a ton of fun.

Contact the Snowsports School Office for more details on these programs or visit

<https://www.patspeak.com/Plan-Your-Visit/Lessons-Rentals/Kids-Programs.aspx>

School Vacation Camp

School vacation weeks are a great time for kids to come out, spend some time on the slopes, have fun with other kids and enjoy some great winter exercise. Pats Peak offers 3-day camps for ages 7 to 14, skiers and riders, of all abilities. 3-day school vacation camps are held Dec.29-31, February NH and MA school vacation weeks. Camp days run Monday through Wednesday and are 6 hours per day, 9:30am to 3:30pm and include lunch. Registration is limited.

For more information and to register, go to <http://www.patspeak.com/winter/kids.html>.

ADDITIONAL SERVICES

High School Alpine Race Training

Pats Peak offers a full High School race facility. High School Alpine Racing Teams who train at Pats Peak are provided one or two coaching sessions per week for 5 weeks, all staff and equipment necessary for all training sessions, and pre-arranged home competitions. For more information or to schedule your High School, call the Pats Peak Racing Department at (603) 428-3245 ext.115 or 1-888-PATS PEAK ext.115.

Pats Peak Ski Team

If any of your students are interested in ski race training, you can direct them to the PPSC for the Junior Alpine Racing Team. It is a program open to anyone from age 7-18 that provides him or her with professional coaching and instruction. Training and races take place at the Peak on weekends during our season, with pre-season training at other mountains in NH. There are ten highly qualified and accomplished coaches, who together have decades of experience.

Only athletes with intermediate to expert abilities who can ski with poles are accepted. This means they must be able to negotiate most terrain in NH.

For more information, please see
<http://www.patspeakracing.org>

Adult Clinics

Professional ski and riding lesson clinics with the Pats Peak Snowsports School. You can take lesson clinics on Friday morning, starting the first full week in January until the end of the season of Martin Luther King, Jr. Day, February President's Week or NH Vacation Week).

- Lesson Clinic meets at 10am at the Snowsports Meeting Place.
- Lunch is included
- These lesson clinics must be taken during the current season.

Check out the site for details:
<http://www.patspeak.com/winter/adultskiclinics.html>.

WOW – Women's Only Wednesday – Ski/Snowboard Clinic

The WOW Program is offered on Wednesday mornings for seven (7) weeks beginning the first full week in January (excluding February President's Week or NH Vacation Week). Ladies meet for a Continental Breakfast at 9am in the Sleigh Room along with an exciting morning focus, designed around the needs of the participants of the program. Then head out onto the slopes for lesson clinics taught by women! To end the morning, enjoy lunch with your instructor.

Guest Services

Guest Services shares a home with Snowsports School in the Valley Lodge. Students of the Learn to Ski & Ride Program can stop here any time after registration and pick up their Pats Peak unlimited season passes. Please visit us for Season Passes, seasonal locker information, purchases, and to answer any question you can come up with (*Snowsports related of course*). We are here to make your experience as enjoyable as possible.

First Aid

Anyone with an injury should go to the First Aid Room for medical care. Our First Aid Room is located between the Peak Chair and the Main Lodge and is home to Patrol.

In case of an emergency, Patrol requires a Medical Release Form for any student who registers for the Learn to Ski and Ride program. Patrol has immediate access to these forms (for registration done online) in the event a student is brought to First Aid. Forms can also be found online on your coordinator page.

Patrol suggests a car (a Station wagon or Van is preferred) come with the program in case it is necessary to go to the hospital. Patrol will provide emergency radio service. They will monitor radios on channel 9 privacy code 11. Please inform all users if assistance is needed on the mountain to radio Patrol.

ADDITIONAL SERVICES

National Ski Patrol

We are the people who work to keep the public safe on the mountain. During ski/ride season, you will find us patrolling the mountain from open to close, seven days a week. Regardless of conditions, we are out on the hill inspecting equipment, checking snow and grooming conditions, looking for hazards, helping injured patrons, and promoting safe skiing and riding.

All our Patrollers are members of the National Ski Patrol. We receive extensive training in Outdoor Emergency Care, a specialized form of First Aid similar to Emergency Medical Technician training, but with special emphasis on outdoor sports injuries. Many of our Patrollers are also certified Emergency Medical Technicians, Nurses, or Doctors. You'll recognize a Patroller by their red jacket with a white cross on the back.



Bag Watch & Equipment Check

Pats Peak offers FREE bag storage located outside of both the main and valley lodges. Also available in the main lodge just past the cafeteria outside the Maple room.

Hungry?

“Tradewinds Café” offers quality fresh foods at affordable prices! Many of our dishes are homemade right in our own kitchen! Located in the main lodge, the cafeteria opens one hour before lifts daily and closes 15 to 30 minutes after lifts.

Another food option is located in the Valley Lodge. We will have new and exciting options available this season in the valley lodge café.

The “Sled Pub” located on the top floor of the main lodge offers all our guests’ delicious food and a full selection of beverages in a warm fun pub style environment.

Rental Shop

Pats Peak is home to northern New England’s largest rental shop. Every season the Starting Gate Rental Shop continues to add to its already impressive rental fleet.

This season new ski boots, skis and Burton Learn-to-Ride boots and snowboards have been added. The state-of-the-art 9,600 square foot Rental Shop provides fast service to renters along with a carpet lift that takes guests and their equipment up to the slopes.

Lost & Found

The Lost & Found is in the Main lodge near the Maple room. Every attempt is made to locate the owner of any item turned into Lost & Found. We recommend that students put their name on **all** equipment including clothing. Items turned into Lost & Found will only be kept for **30 days**. Please advise parents to visit our Lost & Found department if looking for an item, or by calling 603-428-3245 x129.

Lose something? Please visit our Lost & Found page at patspeak.com to complete our lost item form. We will do our best to help reunite you with your lost item.

Lodges

Pats Peak offers two lodges for your convenience. The Main Lodge and Valley Lodge. Tables in both lodges are “Bag Free Zones”. Please utilize our free bag watch or outside bag storage.

Finish Line Ski & Board Shop

Visit the Pats Peak Finish Line Ski & Board Shop where you will find the latest Ski & Snowboard Clothing and Accessories, along with Demos and Tuning!

- Binding adjustment with ASTM test: \$30.00
- Binding mount: \$50.00
- Binding remount: \$60.00
- Belt wax: \$15.00

- Edge sharpen: \$15.00
- Belt Grind tune (base grind, edge sharpen, basic p-tex and wax): \$30.00
- Full Stone grind (Stone grind and bevel base, edge sharpen, basic p-tex and wax): \$75.00
- Other services available, hand wax, hot box waxing, major base and edge repair.
- Ski and snowboards are repaired, and base tuned with Grind Rite® tuning equipment.

OKTOBERFEST AND SKI & SNOWBOARD SALE

Annual Oktoberfest and Ski & Snowboard Sale
Sunday, November 2, 2025, from 11:00 am-5:00 pm
Admission is FREE

The Bavarian Brothers
11AM – 4:00PM

A festive three-piece Bavarian Band that exclusively performs Bavarian Music along with alp horn playing, bell ringing, yodeling, and Oktoberfest party music.

Magic Show with Marko Master Magician and Hypnotist
3 Shows

Check out the magic by Marko with shows under the big tent.

German Food Fest
11AM - 4:30PM

Food available for purchase: Knockwurst, Bratwurst, Hot Dogs with sides of Hot German Potato Salad and Braised Red Cabbage with Baked Apple. Warm Jumbo Soft Pretzel. Apple Crisp and Pats Peak Famous M&M Cookie for dessert.

Samuel Adams German Beer Garden 11AM - 4:30PM

Lots of Sam Adams Selections along with Dogfish Head, Coors light, Angry Orchard, Sun Cruiser, and Truly available for purchase.

Pats Peak Oktoberfest Stein Sale 11AM - 4:30PM

Buy a Souvenir PATS PEAK Oktoberfest Stein for Only \$15 Empty. Each time you fill it, you pay the 16oz price and get a 20oz beer!

Sled Pub 11AM – 4:30pm
Sled Pub is open with a Full Bar.

VI Party Rentals Inflatables
11AM - 3PM
3 Bounce Houses for the kids to enjoy

Woodsmen Show
11AM - 3PM
Enjoy a woodsmen show by Sheridan Doyle.

Axe Throwing Trailer
12PM - 4PM

OKTOBERFEST AND SKI & SNOWBOARD SALE

Chair Lift Rides

11am - Last Ride Up at 2:30PM, Last Ride Down at 3PM

Purchase lift ride tickets at the lift, \$10 ride all day (weather permitting). Take a scenic ride up to the top of the mountain. Choose to walk down the slopes or ride the chair lifts down. See the mountain in a new way!

Guest Service Desk

11AM - 5PM

This is your last chance to purchase your Pats Peak Season Pass for the upcoming season at a discount! Also, purchase a Pats Peak Gift Card, they make great gifts for family and friends.

Finish Line Ski & Board Shop, Outside Tent Sale

11AM - 5PM

Drop off your skis or board and get them ready before the season begins.

Questions about Oktoberfest activities, call 1-888-PATS PEAK.

Pats Peak Ski Team 54th Annual Ski & Snowboard Sale

11AM - 3PM

New & Used Equipment and Apparel (Skis, Boots, Poles, Clothing, Snowboards & more)

Do You Have Equipment To Sell At The Ski & Snowboard Sale? Equipment Drop Off Time: Saturday, November 1, 10am to 3pm

Items must be registered in the system before drop off. To register your items: patspeakracing.org.

Any other questions pertaining to Ski & Snowboard Sale, contact skisale@patspeakracing.org

2025 Capital Improvements

We've been hard at work during the off-season, and we can't wait for you to see what's new.

These enhancements are all about creating the best possible experience for every guest, from seasoned pros to first timers, helping to secure PATS PEAK's reputation as one of New England's premier winter playgrounds.

What's New for 2025–2026:

- **Hurricane Quad:** Our brand-new SkyTrac quad chairlift increases uphill capacity by 25% and reduces ride time. A redesigned loading area, complete with a conveyor, plus a new access route from the lodge will make getting to the summit faster and easier.
- **Beginner Area Improvements:** The new access route frees up additional learning space, and fresh grading will give beginners a smoother, more confidence-building start on the snow.
- **Snowmaking Enhancements:** Reconfigured piping in the base area means quicker early-season openings. We're also preparing for the installation of a new summit powerline to boost long-term snowmaking power.
- **Dining Upgrades:** From BBQ favorites in the Sled Pub, to sweet treats at Après Sweets, to fresh deli sandwiches in the Valley Lodge, we've expanded our dining options to keep you fueled for fun.
- **Kids Program Updates:** Expanded space and brand-new flooring create a brighter, more comfortable environment for our youngest guests.
- **Rental Equipment:** We've refreshed our fleet with new skis, snowboards, and boots to ensure top-quality gear for every rental guest.

BANQUET CENTER

During the "Other Season of PATS PEAK", PATS PEAK Banquet Center is the perfect location for wedding receptions, parties, company meetings, company outings, or any social gathering!

PATS PEAK is located in Henniker, NH, just twenty minutes from Concord, forty minutes from Manchester, and ninety minutes from Boston. The latest information, snow conditions, photos and events are available at www.patspeak.com or call 1-888-PATS PEAK (1-888-728-7732).

PATS PEAK can be reached:

- By telephone at 603-428-3245 or 1-888-PATS-PEAK
- Online at www.patspeak.com